



# ViTiny Image Capture & Recording Box IMB-04

## Instruction:

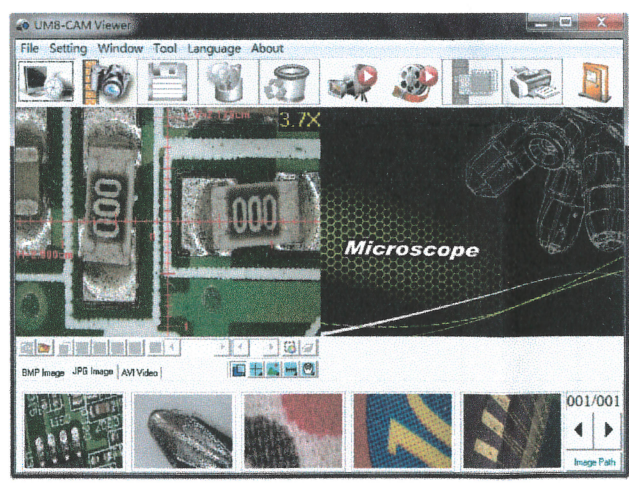
Step 1. Hook up IMB-04 with UM08 to laptop or PC








Step 2. Install the "UM08-CAM" driver on your laptop or PC

Step 3. Click  on the desktop to start the software

## Software Interface:



-  Comparison Mode
-  Aiming Mode
-  Video Control Mode
-  Measurement Mode
-  Far Distance Control Mode