

Instruction:

Step 1. Hook up IMB-04 with UM08 to laptop or PC








Step 2. Install the "UM08-CAM" driver on your laptop or PC

Step 3. Click  on the desktop to start the software

Software Interface:



-  Comparison Mode
-  Aiming Mode
-  Video Control Mode
-  Measurement Mode
-  Far Distance Control Mode

Description:

Max. FPS	1920x1080p @30fps	Recording Video Format	H.264 Software Compression
Recording Mode	Real-Time Software Compression	Recording Video and Capture Resolution	YUY2
Interface	USB 2.0		1920x1080
Video Input	HDMI x1		1280x800
Video Format	YUY2		1280x768
	1920x1080		1280x720
	1280x800		640x480
	1280x768		800x600
	1280x720		1024x768
	640x480		
	800x600		
	1024x768		
Display Video Resolution	1024x576p (16:9)		
	1280x720p (16:9)		
	Full Screen		
	By Resolution		
System Requirements	Intel Core2 Duo 2.4GHz or above		
	1G RAM or above		
	USB 2.0 Verified chipset: Intel Ivy Bridge, Renesas(NEC), Fresco		
	Windows OS, Win XP(SP2/3) 32 bit, Vista 32/64 bit, Win 7 & Win 8 32/64 bit		

Accessory:

Item	Q'ty	Item	Q'ty
Image Capture Box	1	User's Guide	1
Mini USB Cable (1.8M)	1	Calibrator	1
Mini USB Cable (0.6M)	1	CD	1